


Vertical counter-flow coolers RCCS



The cooler is designed to lower the temperature and moisture of the products to values close to ambient temperature. This operation improves the durability and preservation of the pellets.

Features

The RCCS is a machine with a simple and compact design.

It is designed to lower the maintenance costs, to limit the remaining particles that can contaminate the product or increase the amount of bacteria and mould.


The limited power cost results from an optimization of the internal air flow.

Several types and variants can meet any application with or without built-in filters.

contact@stolz.fr • www.stolz.fr

Stolz

desmet ballestra



Vertical counter-flow coolers RCCS

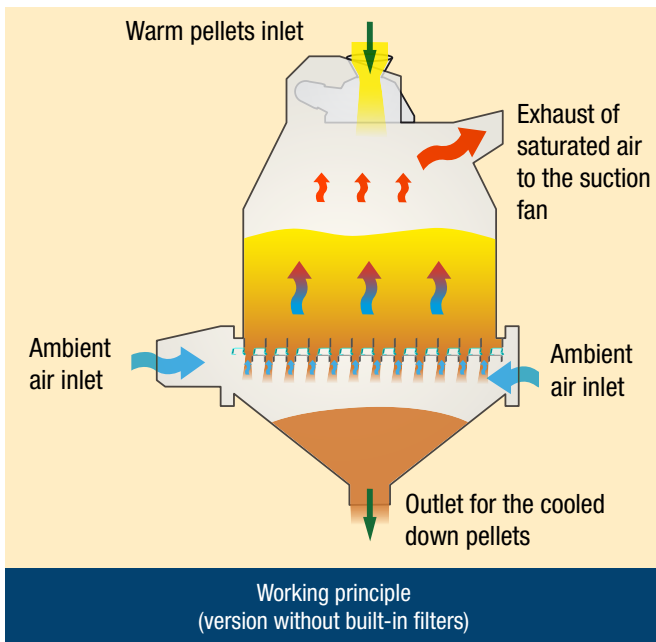
Features and options

Features

- First In First Out
- Optimized filling rate
- Output evenness
- Reliability and simplicity
- Control of the residence times and temperatures
- Dynamic optimization of the exchange areas

Options

- Possibility of several levels to lower time waste between 2 batches
- Thermal insulation
- Built-in filters
- Driven mechanically
- Drying level
- Extracting system by rotating flaps
- Inerting by gas injection
- Product layer levelling system



| Range | Length | Width | Area | Theoretical capacity in t/h (P.S. 0.60) | | | | |
|-------------|--------|-------|----------------|---|-----------------|---------------|---------------|----------------|
| | mm | mm | m ² | Pellets Ø2 mm | Pellets Ø3.5 mm | Pellets Ø6 mm | Pellets Ø8 mm | Pellets Ø10 mm |
| RCCS 9x8 | 900 | 900 | 0,8 | 2,7 | 2,2 | 1,7 | 1,4 | 1,2 |
| RCCS 19x17 | 900 | 1900 | 1,70 | 5,8 | 4,7 | 3,7 | 3,1 | 2,6 |
| RCCS 19x26 | 1400 | 1900 | 2,60 | 9,4 | 7,7 | 6,0 | 5,0 | 4,2 |
| RCCS 19x36 | 1900 | 1900 | 3,60 | 13,0 | 10,6 | 8,3 | 6,9 | 5,8 |
| RCCS 19x45 | 2400 | 1900 | 4,50 | 18,0 | 14,7 | 11,6 | 9,5 | 8,1 |
| RCCS 19x55 | 2900 | 1900 | 5,50 | 22,0 | 18,0 | 14,1 | 11,6 | 9,9 |
| RCCS 22x64 | 2900 | 2200 | 6,40 | 25,6 | 20,9 | 16,5 | 13,6 | 11,5 |
| RCCS 22x78 | 3525 | 2200 | 7,75 | 31,0 | 25,4 | 19,9 | 16,4 | 14,0 |
| RCCS 28x88 | 3200 | 2740 | 8,75 | 35,0 | 28,6 | 22,5 | 18,5 | 15,8 |
| RCCS 28x100 | 3840 | 2740 | 10,00 | 40,0 | 32,7 | 25,7 | 21,2 | 18,0 |
| RCCS 29x125 | 4320 | 2880 | 12,5 | 50 | 41 | 44 | 26,5 | 22,5 |
| RCCS 29x135 | 4720 | 2880 | 13,5 | 54 | 44 | 35 | 28,6 | 24,3 |
| RCCS 29x170 | 6000 | 2880 | 17 | 68 | 56 | 43,7 | 36 | 30,6 |



contact@stolz.fr • www.stolz.fr